



# STUDY SUMMARY



Revision checklist for:

## Chemistry iGCSE

Designed with Edexcel in mind



[thestudybuddy.com](http://thestudybuddy.com)

# STUDY SUMMARIES

These summaries cover all of the units in your exam course. It's a break down of the topics into bitesized chunks. A great way to make sure that you're on track. Use the icons to monitor your progress through our suggested revision steps.



**Taught:** Is this an area that you've already covered in a lesson or by independent study? This is the first step, for obvious reasons! No sense trying an exam question in something you haven't done. Be sure to check with your teacher or tutor if you find gaps.



**Summarised:** Summarising is a useful way of consolidating what you've been taught. This could be in note form or perhaps by talking about it out loud. Typically best to do this after being taught. And avoid transposing words from a text book. Do it from immediate memory where you can.



**Flash cards:** Creating flash cards is one of the most effective ways of revising. Key words, phrases, diagrams, equations or questions on one side, and the relevant explanation on the reverse. Try to keep to bullet points, rather than full descriptive text.



**Self test:** Whether you're checking your flashcards or taking online quizzes, self-tests are a great way of improving your retrieval. Remember to space your testing. We've left three spots, but you can always do more.



**Past paper:** If you've done a full past paper, or even section of a past paper to cover this area. Past papers - or full exam style questions, help you to connect the facts and knowledge in the form of full answers.



**Confidence:** How do you feel about this area of your course? Draw a frown, line or smile as appropriate - but do it in pencil so you can show how much more confident you're becoming!

## Get Your Complete Personalised Summary

































We can create these Study Summaries for all GCSE and iGCSE courses. Each one is tailored to the student's subjects and is specific to the exam board. For only £7.50 you could have all of your courses broken down and set out in this easy to use checklist.

Visit [www.thestudybuddy.com/study-summaries](http://www.thestudybuddy.com/study-summaries) to get yours today.






























































# Study Summary: Chemistry - 4CH1

 Taught  Summarised  Flash cards  Self test  Past paper  Confidence
























## Inorganic chemistry

Acids, bases and salt preparations								
Chemical tests								
Extraction and uses of metals								
Gases in the atmosphere								
Group 1 (alkali metals)								
Group 7 (halogens)								
Reactivity series								
Acids, alkalis and titrations								









































































## Organic chemistry

Fundamentals of organic chemistry								
Alcohols								
Alkanes								
Alkenes								
Carboxylic acids								
Esters								
Synthetic polymers								
Crude oil								

## Physical chemistry

Energetics								
Rates of reaction								
Reversible reactions and equilibria								

## Principles of chemistry

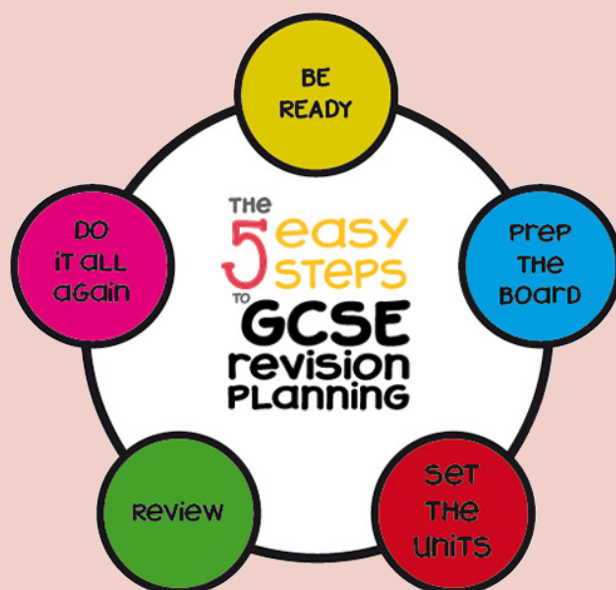
The Periodic Table								
Atomic structure								
Chemical formulae and chemical equations								
Covalent bonding								
Electrolysis								
Elements, compounds and mixtures								
Ionic bonding								
Metallic bonding								
States of matter								

# Are you using The Study Buddy to plan for success?

## AS EASY AS 1, 2, 3, 4, 5...

Simple things are the best. And we've worked hard to keep our approach to revision easy to follow! This straight forward approach to revision and study will keep you on track, motivated and stress free.

1. Remove the distractions and build your backlog of work to do
2. Plan the week ahead by first marking out your commitments and social time.
3. Now allocate some of your backlog study tasks.
4. Review how the last week went, and prepare for the week ahead.
5. Keep going! Feed on the success that you've made a great start!



To find out more about our approach visit:  
[www.thestudybuddy.com/the-5-step-study-plan](http://www.thestudybuddy.com/the-5-step-study-plan)

## BENEFITS INCLUDE:

- ✓ Tangible success every week
- ✓ Visual balance of free time versus study time
- ✓ Clear understanding of what has to be done
- ✓ Parents as coaches, not task masters
- ✓ Procrastination busting
- ✓ Prevents avoiding less favoured subjects
- ✓ Embeds a good mindset for life beyond school

“I thought: ‘there’s always time’. But eventually, there wasn’t. Now I’m using the Study Buddy that’s changed.



I can literally see what I’ve got to do and when I’m going to do it.”

**Jake**  
GCSE Student



# DISCOUNT COUPON 10%

PROMO-21

Get your revision well underway with our award-winning study management system. Applies across our online store.

[www.thestudybuddy.com](http://www.thestudybuddy.com)