


STUDY SUMMARY



Revision checklist for:

Chemistry 21st Century GCSE

Designed with OCR in mind



thestudybuddy.com

STUDY SUMMARIES

These summaries cover all of the units in your exam course. It's a break down of the topics into bitesized chunks. A great way to make sure that you're on track. Use the icons to monitor your progress through our suggested revision steps.



Taught: Is this an area that you've already covered in a lesson or by independent study? This is the first step, for obvious reasons! No sense trying an exam question in something you haven't done. Be sure to check with your teacher or tutor if you find gaps.



Summarised: Summarising is a useful way of consolidating what you've been taught. This could be in note form or perhaps by talking about it out loud. Typically best to do this after being taught. And avoid transposing words from a text book. Do it from immediate memory where you can.



Flash cards: Creating flash cards is one of the most effective ways of revising. Key words, phrases, diagrams, equations or questions on one side, and the relevant explanation on the reverse. Try to keep to bullet points, rather than full descriptive text.



Self test: Whether you're checking your flashcards or taking online quizzes, self-tests are a great way of improving your retrieval. Remember to space your testing. We've left three spots, but you can always do more.



Past paper: If you've done a full past paper, or even section of a past paper to cover this area. Past papers - or full exam style questions, help you to connect the facts and knowledge in the form of full answers.



Confidence: How do you feel about this area of your course? Draw a frown, line or smile as appropriate - but do it in pencil so you can show how much more confident you're becoming!

Get Your Complete Personalised Summary
























We can create these Study Summaries for all GCSE and iGCSE courses. Each one is tailored to the student's subjects and is specific to the exam board. For only £7.50 you could have all of your courses broken down and set out in this easy to use checklist.

Visit www.thestudybuddy.com/study-summaries to get yours today.























Study Summary: Chemistry - J258

 Taught  Summarised  Flash cards  Self test  Past paper  Confidence































Air and water

Climate change evidence & why it is occurring	     
Improving the supply of potable water	     
Temperature changes in chemical reactions	     
Changes in Earth's atmosphere	     

























Chemical analysis

Calculating the amounts of substances in reactions	     
Finding the composition of unknown samples	     
Measuring the amounts of chemicals in solutions	     
Testing for purity	     



















Chemical patterns

Atoms	     
Compounds from metals and non-metals	     
How equations represent chemical reactions	     
The Periodic Table and the elements	     
The properties of transition metals	     

Chemicals of the natural environment

How atoms are held together in a metal	     
Extracting metals with different reactivities	     
Why crude oil is important	     
Electrolytes and electrolysis	     

Ideas about Science

Developing scientific explanations	     
Drawing conclusions from data	     
How science and technology impact society	     
Investigating a phenomenon scientifically	     

Study Summary: Chemistry - J258

Making useful chemicals

Controlling the rate of reactions



Factors affecting the yield of chemical reactions



Making chemicals on an industrial scale



Products from acids



Material choices

Products at the end of their useful life



Bonding and structure



Choosing a material for a particular use



Nanoparticles



Polymers

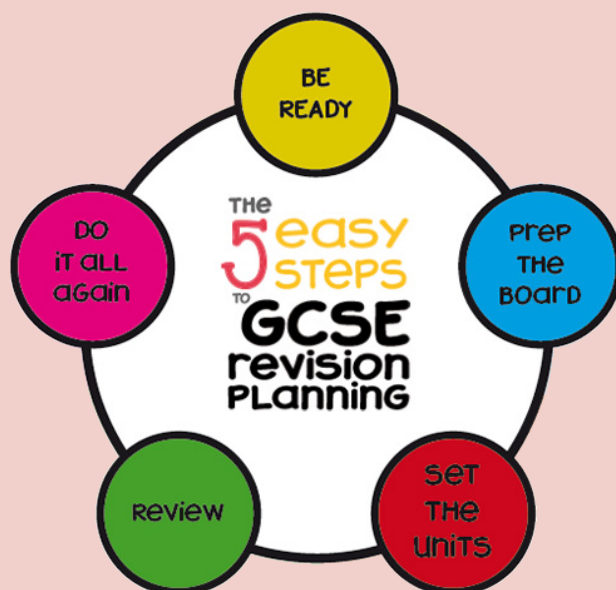


Are you using The Study Buddy to plan for success?

AS EASY AS 1, 2, 3, 4, 5...

Simple things are the best. And we've worked hard to keep our approach to revision easy to follow! This straight forward approach to revision and study will keep you on track, motivated and stress free.

1. Remove the distractions and build your backlog of work to do
2. Plan the week ahead by first marking out your commitments and social time.
3. Now allocate some of your backlog study tasks.
4. Review how the last week went, and prepare for the week ahead.
5. Keep going! Feed on the success that you've made a great start!



To find out more about our approach visit:
www.thestudybuddy.com/the-5-step-study-plan

BENEFITS INCLUDE:

- ✓ Tangible success every week
- ✓ Visual balance of free time versus study time
- ✓ Clear understanding of what has to be done
- ✓ Parents as coaches, not task masters
- ✓ Procrastination busting
- ✓ Prevents avoiding less favoured subjects
- ✓ Embeds a good mindset for life beyond school

“I thought: ‘there’s always time’. But eventually, there wasn’t. Now I’m using the Study Buddy that’s changed.



I can literally see what I’ve got to do and when I’m going to do it.”

Jake
GCSE Student



DISCOUNT COUPON 10%

PROMO-21

Get your revision well underway with our award-winning study management system. Applies across our online store.

www.thestudybuddy.com